


TRASH Mashing HANDBOOK VOL.1.

RACE CARS

PROJECT 002







MAKE FUN
COLOURED
CARS!




HERE'S WHAT YOU WILL NEED.



EGG CARTON
DRINKING STRAW
PAINTS
GLUE
PENCIL
SCISSORS
PRINTER
A4 PAPER




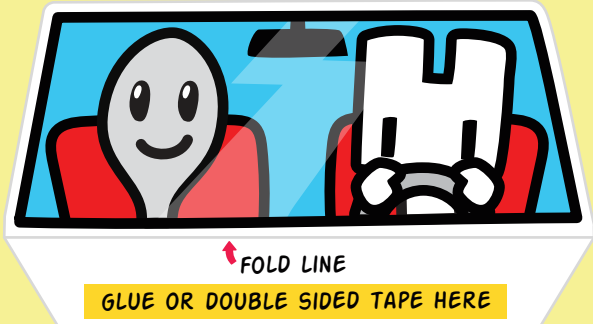
LET'S GET
CREATIVE!





1 PAINT THE CAR



2 CUT OUT CARD DRIVER AND PASSENGERS



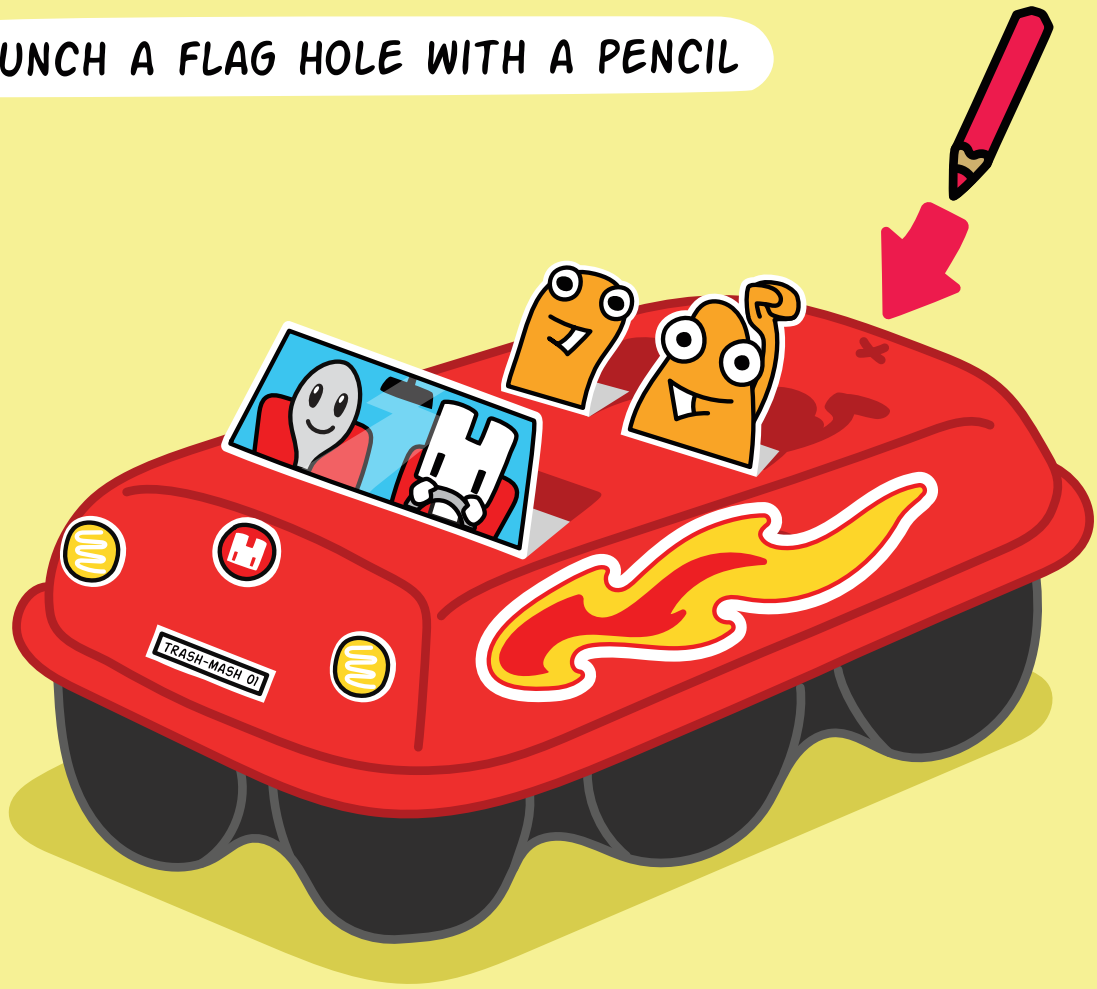
FOLD AND
TAPE THEM AND
STICK ON.




3 CAR STICKERS



4 PUNCH A FLAG HOLE WITH A PENCIL




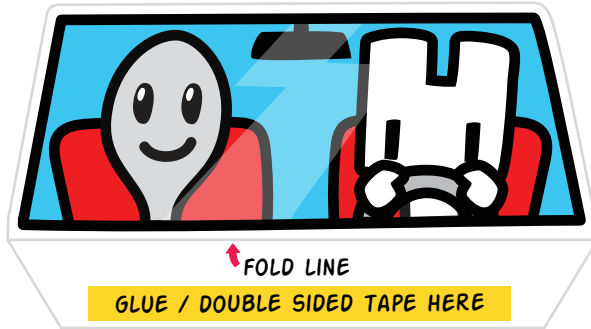

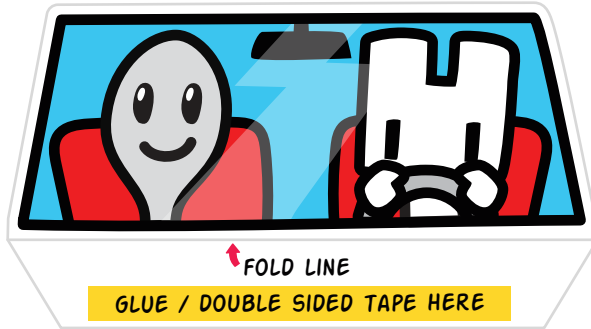
5 CAR FLAG MAKING USING THE STRAW AND SCISSORS






RACING CARS WORK SHEET

USE NORMAL A4 PRINTER PAPER.



CARD DRIVERS ENOUGH FOR 2 CARS! 

TRASH MASHERS HELLO BADGE!





A PROJECT BROUGHT TO YOU BY WWW.LUNARTIK.COM



RACING CARS WORK SHEET

USE NORMAL A4 PRINTER PAPER AND GLUE
OR USE SPECIAL A4 STICKER PAPER.




TRASH-MASH 01

TRASH-MASH 01


TRASH-MASH 02

TRASH-MASH 02

STICKERS ENOUGH FOR 2 CARS! 



TRASH MASHERS HELLO BADGE!



A PROJECT BROUGHT
TO YOU BY WWW.LUNARTIK.COM

